

**Sedlescombe Church of England Primary School**  
**Topic Overview Year 6 - Term 2**

# FROZEN KINGDOM



### TRIPS AND EVENTS

- Y6 Woodland day- 9.11
- Children in Need- Countryfile Ramble- 10.11
- Anti-bullying week- 14.11
- Own clothes- PTA donation day- bottles- 21.11
- Flu Vaccinations- 1.12
- PTA Christmas Movie Night- 9.12
- Christmas Fair- 3.12
- Christmas dinner and jumper day- 15.12
- End of term- 16.12 @ 2.25pm

### RELIGIOUS EDUCATION

In RE our topic is '**What would Jesus do?**' We will be exploring the messages that Jesus gave us through his teachings and what he wanted us to gain from his parables. We will also try and understand how Christian's use the Bible to help them live their lives.

### RELATIONSHIP, SEX and HEALTH EDUCATION

In RSHE our topic focus is 'Celebrating Difference' and we will be exploring how important our differences are and how they are something to celebrate and take pleasure in. We also be exploring the word 'normal' and what this word really means.

### P.E. LESSONS

- The children need to have their PE kit in school every day, but it should be taken home each Friday so that it can be kept clean for lessons.
- Jewellery **MUST** be removed, so if your child has pierced ears they will need a small pot to put their earrings in to keep them safe.

### THE BIG IDEA

Welcome to the planet's coldest lands. Vast wilds and hostile territories – incredibly beautiful, yet often deadly. Take shelter from the elements or fall prey to icy winds and the deepest chill. Trek bravely and valiantly across treacherous terrain to the ends of the Earth, treading deep in snow or be pulled by a team of mighty sled dogs. Be alert, for magnificent mammals roam these lands, sometimes hungry or fresh for a fight. Perhaps a hungry polar bear or an Arctic fox is hunting rodents, as swift as the wind! Research facts and figures of climate, temperature, habitats and ecosystems, and compose evocative poems about the Northern Lights. Become part of an Antarctic rescue team, braving the elements to rescue terrified passengers from a ship struck by a deadly berg that hides deep beneath the Southern Ocean. So wrap up well everyone and settle by the fire. I'm just going outside and may be some time.

### In Science we will be:

- Creating our own ice bergs and exploring how they move and behave on water.
- Exploring Arctic and Antarctic animals and identifying how they have adapted and evolved to survive in their habitat.
- Creating food chains and webs for the Arctic or Antarctic.
- Comparing the biodiversity of the polar regions including plants, mammals and sea creatures.

### In History we will be:

- Exploring life on the Titanic prior to the disaster to see what it was like to be a passenger.
- Creating a timeline of polar exploration.

### In Geography we will be:

- Using maps and the internet to explore the polar regions and then create our own detailed polar regions maps.
- Identifying the key differences between the Arctic and Antarctica.
- Exploring Polar Travel opportunities and creating a page for a holiday brochure.
- Identifying different biomes and climate zones and adding those to our maps.

### In Art we will be:

- Exploring Inuit art work and creating our very own Inuit style design.
- We will explore art by Inuit people and then build up our sketching and water colour skills to complete our final piece.
- Learning photography skills, taking ice and snow photographs and then using software to embellish them.

### In PE we will be:

- Completing a variety of different gymnastic activities.
- Working with a specialist cricket teacher.




### In Computing we will be:

- Researching geographical features of the polar regions and making a digital scrapbook.
- Select a polar region to create and give a detailed presentation about.

### In French we will be:

- Brushing up on our conversation basics and then adding in hobbies, food, drink and other activities.

## ENGLISH



In English, we will be exploring a range of terrific texts with clear links to our Frozen Planet topic. Initially, we will read Shackleton's Journey by William Grill and Ice Trap! by Meredith Hooper and, after exploring the texts in depth, will attempt to retell Shackleton's story. Following on from this we will read ICE: Chilling stories from a disappearing world. After exploring this text and other information books, we will write our own non-chronological text linked to the polar animal of our choice. Finally, we will read Ice Bear by Jackie Morris and will use this gorgeous picture book to write some wonderful metaphor poetry.

## MATHS

This term we will:

- Multiply using different methods including long multiplication
- Divide using different methods including long division
- Multiply and divide simple pairs of proper fractions, writing the answer in its simplest form
- Understand, describe and calculate the properties of different shapes
- Use compensation to calculate tricky problems
- Become increasingly confident in different areas of arithmetic

## CALCULATION METHODS

ADDITION	SUBTRACTION	MULTIPLICATION	DIVISION

## CLASS ROUTINES:

### HOMEWORK:

- Homework is important in every year group but it is especially important in Year 6 as this time next year we will be in Secondary school where you will have homework to complete almost every night!
- Times table rockstars and Numbots—This really is the best way of learning tables and number facts so I strongly recommend 5 minutes of each every day.
- Reading is still very important and we expect 4 reads a week. Please make sure your book is signed and in school every Monday.
- Spelling is a real focus for us as a class. You will be given weekly spellings and need to practise these with an adult as much as possible. Spelling Shed is a brilliant way to practise spellings.
- Homework Grid this is optional for all children and will contain creative learning opportunities that the children can complete linked to the class topic.

### COMMUNICATION:

- Please encourage your children to speak to me if they should have any concerns. I will be available at the end of school if you wish to speak to me directly.
- In the morning Mrs Harvey or another member of the Senior Leadership Team is available on the school gate if you have a message that you would like to have passed on to me.
- If there is a matter that you need to discuss with me in more detail please make an appointment by speaking to Mrs. Hardes in the School Office to make a telephone appointment.