


# Sedlescombe Church of England Primary School

## Topic Overview Year 3 - Term 3

# Mighty Metals



### THE BIG IDEA

**Mighty metals are everywhere! From earrings to rockets, metals have shaped the world we live in today. This half term, we're going to become fantastic physicists, exploring the world of forces, metals and materials. At a playground, we'll explore the forces that help us to slide and swing. Then, we'll bring toys from home to investigate how they work. We'll look closely at levers and explore how they help us to lift heavy objects. In maths, we'll have fun investigating where we need to sit to make a seesaw balance. To learn more about forces, we'll make spinners, play with parachutes and make magnetic games. We'll also investigate iron, think about why some metals rust and discover the properties of different metals. Using pots, pans and other metal objects, we'll compose a metal musical extravaganza and use our artistic skills to create embossed patterns and pictures. At the end of the project, we will be inventing our own Robot for you to come in and see!**

### TRIPS AND EVENTS

- Parents Evenings (Monday 9th & Wednesday 11th January 4-6:30pm)
- Lego Wedo Coding Workshop (Thursday 2nd March)
- Herstmonceux Science Learning Centre School Trip (Wednesday 15th March)

### RELIGIOUS EDUCATION

In RE, the children will be exploring the following enquiry question:

#### **What is it like to follow God?**

This will take them on a journey through the New Testament, focusing on the Gospel story, 'The Calling of the First Disciples.'

### PERSONAL, SOCIAL, HEALTH & ECONOMIC EDUCATION

In our RHSE lessons, we will be following the Jigsaw unit of learning. During Term 3, the children will be discussing, identifying and exploring their own dreams and goals.

### P.E. LESSONS

- PE lessons are on a Monday and Friday but PE kits should be in school every day & taken home Friday to be washed.
- Jewellery and watches MUST be removed. If your child has pierced ears, they will need a small pot to put their earrings in.
- Long hair should be tied back for school, but MUST be tied back for P.E. A spare hair band is useful.

### **In Science we will be finding out about: Forces & Magnets**

- Sort and classify items relating to a chosen criteria
- Comparing how objects move on different surfaces
- Set up and carry out some simple comparative and fair tests, making predictions for what might happen
- Compare and group materials based on their magnetic properties
- Investigate and compare a range of magnets

### **As well as this, in Science we will be looking at light and dark:**

- Recognise that we need light in order to see things and that dark is the absence of light
- Notice that light is reflected from surfaces
- Recognise that light from the sun can be dangerous
- Recognise how shadows form and explore patterns

### **In Design Technology, we will be creating 'Bendy Bags'. We will be:**

- Investigating, disassembling and evaluating current products
- Practising textile and embroidery techniques
- Designing, making and evaluating a 'bendy bag' that has a specific purpose and audience

### **In Music we will be:**

- Learning to appraise, sing and perform songs
- Learning how to sing different songs in different styles
- Playing simple songs using the glockenspiels

### **In PE we will be:**

- Following the Royal Opera House planning based on the picture book, 'A Tin Forest' by Helen Ward
- Learning netball skills such as: pivoting, passing, defending, attacking and shooting



### **In Computing we will be:**

- Learning to touch type
- Learning how to enter data into a graph
- Exploring how to ask and answer questions about data in a graph

### **In French, we will:**

- Revising and recapping previous learning including: how to greet someone, ask their name and say our name and say goodbye
- Learn numbers 0—10
- Ask and answer how old we are
- Explore how to follow basic classroom instructions

## ENGLISH



In English, we will be using three texts to answer reading comprehension style questions and activities, explore vocabulary, imitate and innovate from authors' styles of punctuation, grammar and sentence structure and inspire our own writing pieces, with an audience and purpose in mind.

Using 'The Iron Man' we will be writing a set of instructions to trap the Iron Man, exploring similes, writing poems and writing in role as different characters from the text.

Using 'The Tin Forest' (which will also inspire our PE dance lessons) we will be imitating the author's style of writing and using the illustrations to create speech. As well as this, we will be using different parts of the text to inspire writing. Finally, we will use this text to inspire our non-fiction writing about forces and magnets.

The text 'Moon Man' will inspire our poetry writing. We will also make links between these texts and others that we have read.

## MATHS

### This term we will be looking at:

- Mental and written methods for addition
- Mental and written methods for subtraction
- Fractions

## CALCULATION METHODS

ADDITION	SUBTRACTION	MULTIPLICATION	DIVISION						
<p>Column Addition</p> $245 + 84 = 329$	<p>Column Subtraction</p>	<p>Short multiplication method</p> <table border="1" style="display: inline-table; margin-right: 10px;"> <tr> <td>x</td> <td>30</td> <td>5</td> </tr> <tr> <td>7</td> <td>210</td> <td>35</td> </tr> </table> $210 + 35 = 245$ $\begin{array}{r} 35 \\ \times 7 \\ \hline 245 \end{array}$ <p>Children must know their 2, 5, 10, 3, 4 and 8 times tables by the end of Year 3</p>	x	30	5	7	210	35	<p>Division using inverse times table facts</p> <p>E.g. <math>12 \div 3 = 4</math> because <math>3 \times 4 = 12</math></p>
x	30	5							
7	210	35							

## CLASS ROUTINES:

### HOMEWORK:

Children's home learning will be handed out on a Thursday afternoon on Tapestry. Spellings are tested the following Thursday in class.

- TTRS 30 minutes per week
- 8 Spellings to be learned weekly
- Heard read at least 4 times per week

There will also be an optional homework grid with a selection of creative activities linked to the current topic which children can complete if they would like to. Please bring these into share or post on Tapestry.

The greatest support that parents/carers can give at home is: Reading collaboratively (15 minutes minimum per day), times tables practise on <https://play.trockstars.com/auth/school/student/45489> and individual spelling booklet practise. The spellings can be practised using our online platform <https://www.spellingshed.com/en-gb/>

### COMMUNICATION:

- Please encourage your children to speak to me if they should have any concerns. I will be available at the end of school if you wish to speak to me directly.
- In the morning Mrs Harvey or another member of the Senior Leadership Team is available on the school gate if you have a message that you would like to have passed on to me.
- If there is a matter that you need to discuss with me in more detail please make an appointment to discuss this with me. This can be done by speaking to me at the end of the day to make an appointment or by speaking to Mrs. Hardes in the School Office.